



Short-term prediction of pressure fluctuations in a lean premixed gas-turbine combustor using nonlinear time series analysis

Hiroshi Gotoda[†], Takuya Ikawa[†], Masahito Amano[†], Takaya Miyano[†], Shigeru Tachibana[‡]

[†] Graduate School of Science and Engineering, Ritsumeikan University
1-1-1 Nojishigashi, Kusatsu, 525-8577 Japan
Email: gotoda@se.ritsumei.ac.jp

[‡] Aerospace Research and Development Directorate, Japan Aerospace Exploration Agency
7-44-1 Jindaiji-Higashii, Chofu, Tokyo 182-8522, Japan

Abstract– Short-term prediction of the pressure fluctuations in a lean premixed gas-turbine combustor has been performed in this work from a view point of nonlinear dynamics. The short-term predicted pressure fluctuations obtained by updating the data library of the phase space coincide very closely with the measured pressure fluctuations. The obtained results show that the nonlinear time series analysis we applied in this work has potential use for predicting the short-term dynamic behavior of the pressure fluctuations with high accuracy, which has not been previously reported in the fields of combustion science and physics.

1. Introduction

Lean premixed combustion is highly advantageous in reducing nitrogen oxide (NO_x) emission from gas-turbine engines without the loss of combustion efficiency by controlling the equivalence ratio to within an appropriate range. This combustion method has attracted considerable attention from developers of gas-turbine combustors. One main drawback of lean premixed combustors, however, is that they are susceptible to flow perturbations. They suffer from combustion instabilities such as thermo-acoustic combustion oscillations, lean blowout and flashback. Among these, thermo-acoustic combustion instability, caused by the strong coupling between the variations in pressure and heat-release rate, is considered to be a serious problem since it can lead to a reduction in lifespan or even the total destruction of an engine. The physical mechanism underlying the onset of thermo-acoustic combustion instability and efficient suppression methods for the combustion instability have been extensively investigated for various types of laboratory-scale gas turbine combustor with swirling flow, which is summarized in detail in a recent review paper edited by Huang and Yang [1].

Regarding the treatment of unstable behaviors in the combustion process induced by the thermo-acoustic instability, the power spectral analysis of the pressure and heat-release fluctuations has been performed in most studies [2-5]. This method of linear analysis is capable of

detecting the excitation of unstable combustion modes, but may be insufficient for fully understanding the underlying physics of combustion instabilities because they are complex phenomena strongly affected by the inherent nonlinearity associated with chemical reactions, turbulent flow and acoustic perturbations. Therefore, a new approach based on nonlinear dynamics will become significant for the treatment of the combustion instabilities in gas-turbine combustors.

A nonlinear time series approach inspired by chaos theory is becoming an increasingly reliable tool for clarifying the nonlinear properties of complex dynamics, and its importance has been discussed in previous combustion researches [6], [7]. In a recent work, we have successfully extracted the deterministic nature in the combustion instability in a lean premixed gas-turbine combustor by using a nonlinear time series analysis [8]. The purpose of this study is to investigate the possibility on whether or not the nonlinear time series analysis is applicable to predict the short-term dynamic behavior of the pressure fluctuations in a lean premixed gas-turbine combustor. In this work, we especially investigate the influence of neighboring points in the phase space on the accuracy of the predicted pressure fluctuations.

2. Experiments

The configuration of the experimental system is shown in Fig. 1. This system is identical to that used in the previous study [9]. The combustion test rig is composed of a blower, an electric heater, a mixing tube, an axial swirler and a combustion chamber. The chamber has a length of 630 mm with a 100 × 100 mm square cross section. The rest of the chamber is composed of a water-cooled stainless-steel duct. Methane gas is used for the main fuel and is injected through multiple orifices at a location 260 mm upstream from the inlet of the combustion chamber. An axial swirler is installed as a flame holder at the inlet of the combustion chamber. The active control by a secondary fuel injection [9] is out of the scope of this work because this work focuses on the investigation of the dynamic behavior of the combustion

instability. The inlet air temperature and air mass flow rate are 700 K and 78 g/s. The equivalence ratio $\phi = 0.45$ is selected in the current experiment because it is under the condition that the intermittent combustion instability occurs (see Fig. 2).

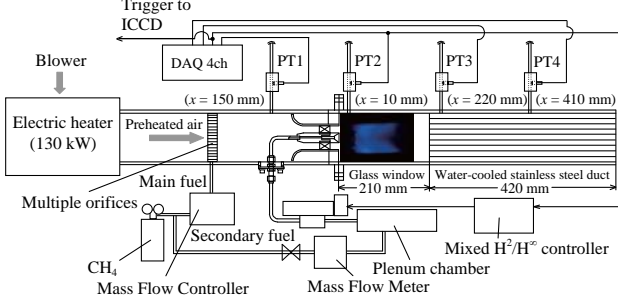


Fig. 1 Schematic of experimental system.

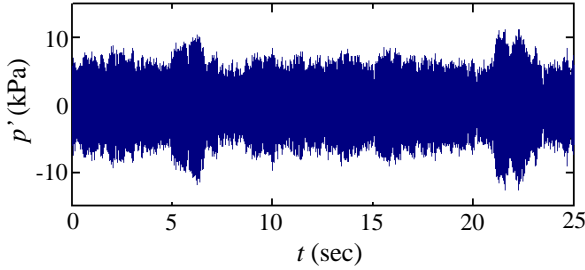


Fig. 2 Time variation of pressure fluctuations p' at equivalence ratio $\phi = 0.45$.

To investigate the dynamic behavior of the combustion instability, the pressure fluctuations are measured by pressure transducers (Kulite Semiconductor Products, Model XTEL-190-15G). A pressure port, PT1, is placed on the wall of the mixing chamber. The other ports, PT2-PT4, are located on the wall of combustion chamber. Signals from the pressure transducers are acquired simultaneously through a multi channel data acquisition system (Ono Sokki, DS-2000). The sampling frequency of the obtained time series is 25.6 kHz. In this work, the nonlinear time series analysis is applied to the time series data of the pressure fluctuations p' obtained from transducer PT2 because the influence of thermo-acoustic coupling strongly appears in the time series data of the measured location. Note that the nonlinear time series analysis is implemented for the time series data of the pressure fluctuations p' at the sampling frequency 5.12 kHz.

3. Nonlinear time series analysis

The sensitivity of the time evolution of a system to small changes in initial conditions is a critical characteristic of chaos, which causes the exponential decay of predictability with time. This effect is known as short-term predictability followed by long-term

unpredictability. In this work, we use this concept to predict the time variation in the pressure fluctuations. On the basis of Taken's embedding theorem [6-8], the phase space is constructed from the time series data of the pressure fluctuations p' . The time-delayed coordinates used for the construction of the phase space are expressed as

$$\mathbf{X}(t_i) = (p'(t), p'(t-\tau), p'(t-2\tau), \dots, p'(t-(D+1)\tau)) \quad \dots(1)$$

where $i = 0, 1, \dots, n$ (n is the data number of the time series), $\mathbf{X}(t_i)$ is the phase space vectors, $p'(t)$ is the pressure fluctuations at time t_i , D is the embedding dimension, that is, the dimension of the phase space, and τ is a time lag. As used in the previous paper [6-8], τ is set to be the time lag that yields a local minimum of mutual information.

We first divide the time series data into first and second parts. The first part is used as a source for generating data library, and the second part is used as reference data for comparison with the predicted time series data. A set of neighbors of the vector $\mathbf{X}(t_p)$, which are described by $\mathbf{X}(t_k)$ ($k = 1, 2, \dots, K$), are first searched for from all the points in the phase space, where $\mathbf{X}(t_p)$ is the final point of trajectory of the phase space constructed from the data library. After T steps, $\mathbf{X}(t_k)$ is mapped to the T step ahead prediction $\mathbf{X}(t_k + T)$. $\mathbf{X}(t_p + T)$ is expressed as follows:

$$\mathbf{X}(t_p + T) = \frac{\sum_{k=1}^K \exp(-d_k) \cdot \mathbf{X}(t_k + T)}{\sum_{k=1}^K \exp(-d_k)} \quad \dots(2)$$

where $d_k = \|\mathbf{X}(t_p) - \mathbf{X}(t_k)\|$. The predicted time variation of the pressure fluctuations is obtained inversely from $\mathbf{X}(t_p + T)$.

4. Results and Discussion

The time variation of the predicted pressure fluctuations at different neighboring points K , together with the measured pressure fluctuations, is shown in Fig. 3. Note that the pressure fluctuations measured over 21 s are used as the data library to predict the time variation of the pressure fluctuations. When K is 10, the predicted pressure fluctuations follow the measured pressure fluctuations for approximately the first 12 cycles. However, they gradually diverge from the measured pressure fluctuations, showing an inconsistency in the amplitude at $t \geq 21.06$ s. This trend nearly does not change with increasing K . As reported in a previous work [8], two cycles with the dominant periodic oscillations are clearly formed at $\phi = 0.46$. On the basis of the previous work [8], it turns out that the parallelism of neighboring trajectories in the phase space is high in a wide range of neighboring points. Therefore, the time variation of the predicted pressure fluctuations nearly does not change with increasing K . Similarly to in a previous work [8], we

predict the time variation of the pressure fluctuations by updating the data library of the phase space before losing the determinism of trajectories in the phase space, which is needed to predict the pressure fluctuations with high accuracy. The schematic of the method of prediction by updating the data library is shown in Fig. 4. As a first step, the prediction of the pressure fluctuations for 10 cycles is implemented. The prediction of the second step is made

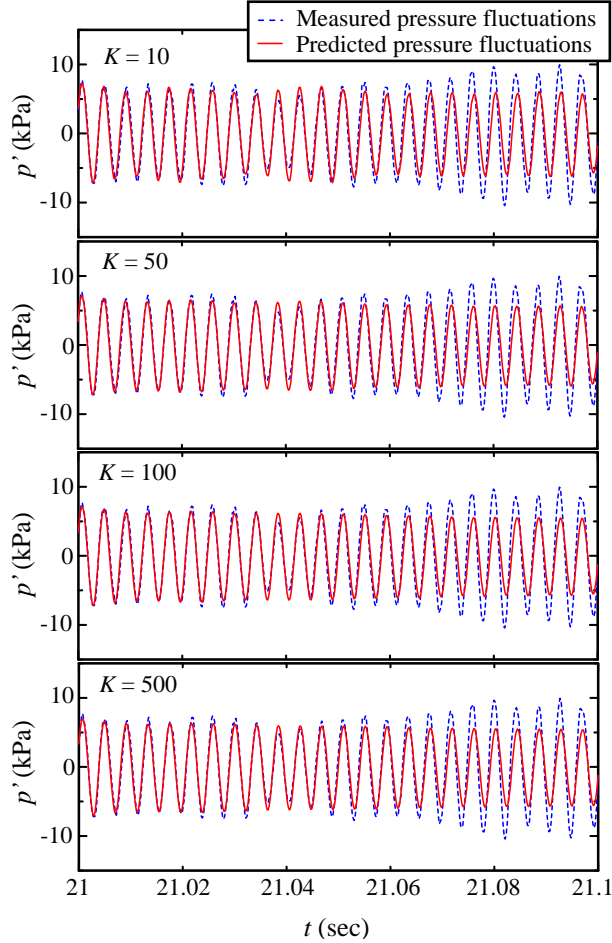


Fig. 3 Time variation of predicted p' at $\phi = 0.45$ under the different conditions of K .

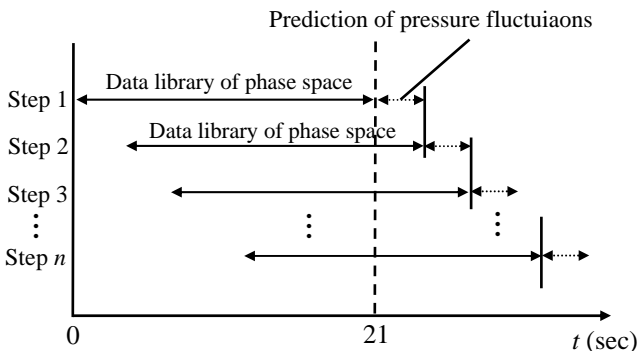


Fig. 4 Schematic of the prediction method updating the data library of the phase space

using the data library, to which the measured pressure fluctuations of the first step have been added. This process is iterated for n steps, keeping the amount of the data in the data library constant. In this work, the value of K is set to 10. The time variation of the predicted pressure fluctuations obtained by updating the data library, together with the measured pressure fluctuations, is shown in Fig. 5. The predicted pressure fluctuations correspond to the measured pressure fluctuations. To quantitatively evaluate the degree of coincidence between the predicted and measured pressure fluctuations, the amplitude ratio A_p/A_m (where A_p is the standard deviation of the predicted pressure fluctuations and A_m is the standard deviation of the measured pressure fluctuations in each 20 cycles starting from $N = 0$) and the phase lag θ between the predicted and measured pressure fluctuations in each 20 cycles starting from $N = 0$ are shown in Fig. 6 as a function of the number of cycles of pressure fluctuations, N . A_p/A_m and θ is nearly 1.1 and 0, respectively. This result clearly shows that the degree of coincidence between the predicted and measured pressure fluctuations is sufficiently high, and that by updating the data library

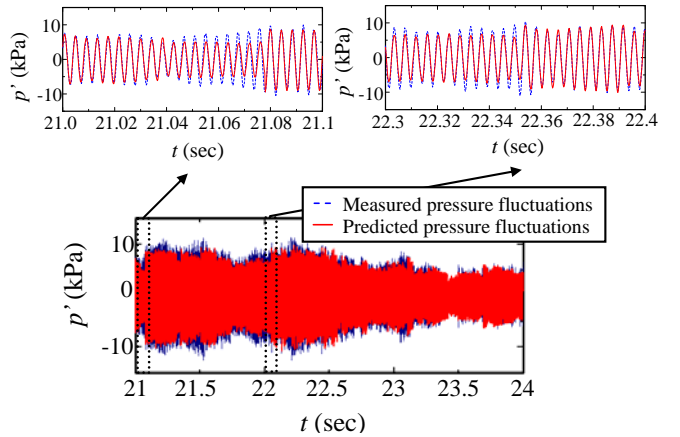


Fig. 5 Time variation of predicted p' at $\phi = 0.45$ and $K = 10$ obtained by updating the data library.

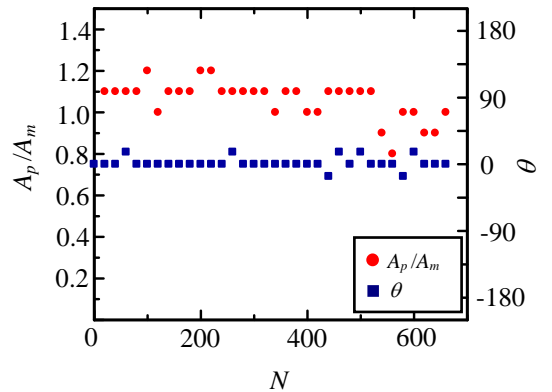


Fig. 6 Variations of θ and A_p/A_m at $\phi = 0.45$ and $K = 10$ as a function of N .

of the phase space, the nonlinear time series analysis we applied in this work is valid for predicting the intermittent nature of the pressure fluctuations with high accuracy. In addition to the applicability of the nonlinear time series analysis for identifying deterministic chaos [8], the results obtained in this work demonstrate that the nonlinear time series analysis has sufficient potential use for predicting the pressure fluctuations of the combustion instability in a lean premixed gas-turbine combustor, and that it may be worthwhile from a practical viewpoint.

5. Summary

The nonlinear time series analysis based on the concept of orbital instability in phase space has been performed to predict the time variation of the pressure fluctuations for $\phi = 0.45$, for which neighboring trajectories in the phase space exhibit a deterministic nature [8]. In this work, the number of neighboring points of the trajectories in phase space K is changed from 10 to 500. The time variation of the predicted pressure fluctuations obtained by updating the data library coincides closely with those of the measured pressure fluctuations. This result shows that the nonlinear time series analysis we applied in this work has sufficient potential use for predicting the short-term dynamic behavior of the pressure fluctuations with high accuracy, which has not been previously reported in the fields of combustion science and physics.

Acknowledgement

One of the authors (H.G.) was partially supported by a "Grant-in-Aid for Young Scientists (A) from the Ministry of Education, Culture, Sports, Science and Technology of Japan (MEXT)".

References

- [1] Y. Huang, V. Yang, " Dynamics and stability of lean-premixed swirl-stabilized combustion ", *Progress in Energy and Combustion Science* 35, pp. 293-364, 2009.
- [2] S. Candel, " Combustion Dynamics and Control: Progress and Challenges ", *Proceedings of the Combustion Institute* 29, pp. 1-28, 2002.
- [3] T. Poinso, A. Trounev, D. Veynante, S. Candel, E. Esposito E, " Vortex driven acoustically coupled combustion instabilities ", *Journal of Fluid Mechanics* 177, pp. 265-292, 1987.
- [4] K. C. Schadow, E. J. Gutmark, " Combustion instability related to vortex shedding in dump combustors and their passive control ", *Progress in Energy and Combustion Science* 18, pp. 117-132, 1992.
- [5] W. P. Shih, J. G. Lee, D. A. Santavicca, " Stability and emissions characteristics of a lean premixed gas turbine combustor ", *Proceedings of the Combustion Institute* 26, pp. 2771-2778, 1996.
- [6] H. Gotoda, T. Miyano, I. G. Shepherd, " Experimental investigation on dynamic motion of lean swirling premixed flame generated by change in gravitational orientation ", *Physical Review E* 81, 026211(10pages), 2010.

[7] H. Gotoda, K. Michigami, K. Ikeda, T. Miyano, " Chaotic oscillation in diffusion flame induced by radiative heat loss ", *Combustion Theory and Modeling* 14, 479-493, 2010.

[8] H. Gotoda, H. Nikimoto, T. Miyano, S. Tachibana, " Dynamic properties of combustion instability in a lean premixed gas-turbine combustor ", *Chaos* 21, 013124 (11pages), 2011.

[9] S. Tachibana, Y. Kurosawa, K. Suzuki K, " Active control of combustion oscillations in a lean premixed combustor by secondary fuel injection coupling with chemiluminescence imaging technique ", *Proceedings of the Combustion Institute* 31, pp. 3225-3233, 2007.