

A NEW METHOD FOR CHARACTERIZING RADAR TARGET

Jian Yang[†] Yoshio Yamaguchi^{††} Hiroyoshi Yamada^{††} Shiming Lin[†]

[†] Department Of Applied Mathematics, Northwestern Polytechnical
University, Xian, Shaanxi, 710072, P. R. China

^{††} Department Of Information Engineering, Niigata University
Niigata-shi, 950-21, Japan

1. Introduction

From the reflected wave of a radar target, it is difficult or impossible to get the target's shape. So, it is very important how to obtain the characteristics of a radar target from the reflected wave. Up to now, there have been many methods to classify radar targets. But, most of the methods can not be used for measuring the characteristics of a target's shape. On the other hand, after Prony's Approximation (introduced by Prony in 1795) was first applied to a transient electromagnetic field [1], a number of papers dealing with aspects of Prony's Approximation have been provided. But, as for the identification of scatters from the frequencies even less is known. The present state is that such an identification can not be carried out without some a prior information [2].

In this paper, based on Prony's Approximation, a new method will be provided to describe some characteristics of a target from the reflected wave at high frequency. It will be very useful to identify the shape's characteristics of a radar target.

2. The Method to Describe the Characteristics of a Radar Target

2.1 The Method

Usually, a radar target is a complex object made up of three kinds of reflectors. The first class includes flat plate, corners (made up of two or three mutually orthogonal planes) and so on. These reflectors' RCS are inversely proportional to λ^2 , where λ denotes the wavelength. Another class is cylinders, which RCS is inversely proportional to λ . A sphere, which RCS is approximately equal to constant if $\lambda \ll 1$, belongs to the third class. This paper's appendix shows these typical reflectors, and gives the formulas of their maximum RCS values. So, the reflected wave of a radar target can be written as

$$E(k) = \sum_{i=1}^r kA_i \exp(jka_i) + \sum_{i=1}^s \sqrt{k}B_i \exp(jkb_i) + \sum_{i=1}^t C_i \exp(jkc_i) \quad (1)$$

where k denotes the frequency and j denotes the imaginary unit.

Suppose that $E(k)$ can be measured from k_1 to k_m . For conveniences, let $u_1 = \sqrt{k_1}$, $u_m = \sqrt{k_m}$ and $u = \sqrt{k}$. Then Eq.(1) can be rewritten as

$$E(u^2) = \sum_{i=1}^r u^2 A_i \exp(ja_i u^2) + \sum_{i=1}^s u B_i \exp(jb_i u^2) + \sum_{i=1}^t C_i \exp(jc_i u^2) \quad (2)$$

With the method of the approximate integration of rapidly oscillating functions. We can get

$$\int_{u_1}^{u_i} \frac{E(u^2)}{u} du = \sum_{i=1}^r \bar{A}_i \exp(ja_i u^2) + A_0 \quad u_1 \leq u_i \leq u_m \quad (3)$$

where $\bar{A}_i = \frac{A_i}{(2ja_i)}$, and A_0 is approximately equal to constant if $k \gg 1$. Let

$$F(u_i^2) = \int_{-1}^{u_i} \frac{E(u^2)}{u} du, \text{ then } F(u_i^2) \text{ can be known. So}$$

$$F(k_i) = \sum_{i=1}^r \bar{A}_i \exp(ja_i k_i) + A_0 \quad (4)$$

where $k_i = u_i^2$. Using Prony's Approximation, one can obtain the parameters r , a_i and A_i .

After r , a_i and A_i are obtained, we have from Eq.(1)

$$\frac{E(k)}{k} - \sqrt{k} \sum_{i=1}^r \bar{A}_i \exp(ja_i k) = \sum_{i=1}^s B_i \exp(jkb_i) + \sum_{i=1}^l \frac{C_i}{\sqrt{k}} \exp(jkc_i) \quad (5)$$

Similarly, using integration processing Eq.(5) and then using Prony's Approximation, we can obtain the parameters s , b_i and B_i .

Finally, using similar method, the parameters l , c_i and C_i can be gotten.

2.2 Some Notes

It should be noted that



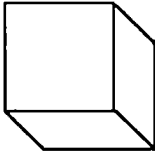
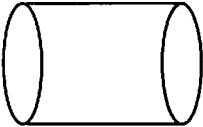
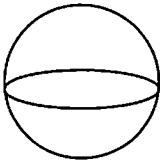
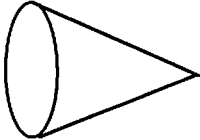
- (1) After one uses integration processing to above the Eq.s (2) (5), the errors of calculation will be reduced.
- (2) If r , s or l is larger than 10, the results of calculation will not good when this paper's method is used.
- (3) Prony's Approximation is sensitive to noises (or errors). So, the combination nonlinear least square method with Prony's Approximation is desirable.
- (4) If some discrete values of reflected wave $E(k_i)$ are given, one can use a similar method. Notice, in this case, that integration should be replaced by addition.

3. Conclusion

In this paper, a method is given for describing the characteristics of a radar target from the reflected wave at high frequency. Using this method, one can estimate the number of the reflectors, type and approximate size of each reflector of the radar target. All these characteristics can be reflected by the parameters of Eq.(1). For example, after A_i , B_i and C_i are obtained, $|RA_i|$, $|RB_i|$ and $|RC_i|$ will determinate the section areas of the reflectors of the target, where R denotes the distance from the target to the receiver. Notice that: usually, the second kind of targets may be cylinders and the third kind of targets may be spheres or cones. Next problem is how to distinguish between plates and corners. To solve this problem, we need to observe whether the average

values of $|RA_i|$ and $|RC_i|$ during some time changes rapidly or not when the target moves. For example, If the average value changes quickly, one can regard that the target includes some plates; Otherwise, we can conclude that the target includes some corners. Anyway, this method will be very useful to identify the shape of a radar target.

Appendix : three kinds of reflectors

reflector	shape	maximal RCS	kind
plate		$\sigma = \frac{4\pi a^2 b^2}{\lambda^2}$	the first class
corner made up of two plates		$\sigma = \frac{8\pi a^2 b^2}{\lambda^2}$	the first class
corner made up of three plates		$\sigma = \frac{12\pi a^4}{\lambda^2}$	the first class
cylinder		$\sigma = \frac{2\pi a l^2}{\lambda}$	the second class
sphere		$\sigma = \pi a^2$	the third class
cone		$\sigma = \pi a^2 \tan^2 \alpha$	the third class

References

- [1] Van Blaricum, M. L. and Mittra, R., "A technique for extracting the poles and the residues of a system directly from its transient response", *IEEE Trans. Antennas Propagate*, vol.23, pp.777-781, 1975.
- [2] Tijhuis, A. G., *Electromagnetic Inverse Profiling*, VNU Science Press, The Netherlands, pp.275-310, 1987.
- [3] Hardy, T., "Remarks on an expansion for integrals of rapidly oscillating functions", *BIT*, vol.13, pp.16-29, 1973.
- [4] Hsu, L. C., *Numerical Integration In High Dimensions*, Science Press, China, pp.258-302, 1980.
- [5] Currie, C. H. and Currie, N. C., "MMW Reflectively Techniques", Chapter 17 in "Principles and Applications of Millimeter Wave Radar", Currie, N. C. and Brown, C. E., eds., Artech House, Norwood, MA, 1987.