

# Diffraction Components given by MER Line Integrals of Physical Optics across the Singularity on Reflection Shadow Boundary

Pengfei Lu, Makoto Ando  
 Department of Electrical and Electronic Engineering, Tokyo Institute of Technology  
 2-12-1-S3-19 O-okayama  
 Meguro, Tokyo, 152-8552 Japan

**Abstract**—It is investigated about the diffracted field of the accuracy by Modified Edge Representation in surface-to-line integral reduction of Physical Optics. This components is compared between two results, MER line and PO surface integrals. The performance of stability from MER on RSB is confirmed, and this characteristic is shown in this paper.

## I. INTRODUCTION

The field generated from the scatterer is the main topic in the electromagnetics. Physical Optics (PO) one of the widely used high frequency asymptotic techniques in scattered field analysis, it is given by the radiation integrals over the scatterer. The surface-to-line integral reduction is important for reducing the computation and extracting the diffraction components. The Modified Edge Representation (MER) [1] is the concept to be used in the surface-to-line integral reduction [2], [3] for computing the scattered field derived from PO surface radiation [4] integrals. If Stationary Phase Point (SPP) exists on the scatterer, PO surface integrals will be reduced into two MER line integrals; one is diffraction components given by the integration along the periphery of the scatterer, another is the infinitesimally small indentation around inner SPP producing the reflected field [5]. The reflection components from SPP for various curvature of scatterer equals to Scattering Geometrical Optics (SGO) by using correction term has been shown in [6]. In this paper, the stability of diffraction at RSB calculated by MER has been stated.

## II. MODIFIED EDGE REPRESENTATION AND PHYSICAL OPTICS

### A. Modified Edge Representation Line Integration

MER line integration is an alternative methodology for the PO radiation pattern calculation of surfaces as shown in Fig. 1.

The wave diffracted from periphery is defined by the MER line integration as,

$$E_{MER}^{per} = j \frac{1}{4\pi} \oint_{\Gamma} \hat{r}_o \times [\hat{r}_o \times \eta J_{MER} + M_{MER}] \frac{e^{-jkr_o}}{r_o} dl \quad (1)$$

the MER unit vector  $\hat{t}$  is defined as,

$$(\hat{r}_i + \hat{r}_o) \cdot \hat{t} = 0; \hat{n} \cdot \hat{t} = 0 \quad (2)$$

equivalent electric and magnetic line currents along the actual edge  $\hat{t}$  are defined using the modified edge vector  $\hat{t}$  as,

$$J_{MER} = \frac{\{\hat{r}_o \times (\hat{r}_o \times J_{PO})\} \cdot \hat{t}}{j(1 - (\hat{r}_o \cdot \hat{t})^2)(\hat{r}_i + \hat{r}_o) \cdot (\hat{n} \times \hat{t})} \hat{t}$$

$$M_{MER} = \frac{\eta(\hat{r}_o \times -J_{PO}) \cdot \hat{t}}{j(1 - (\hat{r}_o \cdot \hat{t})^2)(\hat{r}_i + \hat{r}_o) \cdot (\hat{n} \times \hat{t})} \hat{t} \quad (3)$$

$$J_{PO} = 2\hat{n} \times H^i$$

It was also confirmed that PO surface integration can be well approximated to MER line integration if only the radiation term is used in the definition of  $H^i$  in (3).

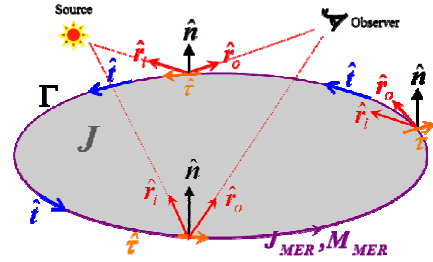


Figure 1 Parameters used in MER line integration.

### B. Physical Optics

In PO, the scattering wave  $E_{PO}^S$  is expressed as the surface radiation integral of the currents on the scatterer as,

$$E_{PO}^S = j \frac{k\eta}{4\pi} \int_S \hat{r}_o \times \hat{r}_o \times J_{PO} \frac{e^{-jkr_o}}{r_o} dS \quad (4)$$

$$J_{PO} = 2\hat{n} \times H^i$$

where  $J_{PO}$  is PO surface current.

## III. AGREEMENT BETWEEN MER AND PO IN DIFFRACTION AND ITS DEPENDENCE UPON INTEGRAL PATH OF PERIPHERY

### A. Agreement between MER and PO in diffracted field

The diffraction components calculated by  $E_{MER}^{per}$  and  $E_{PO}^S - E_{SGO}$  are compared in Fig. 3 from the convex scatterer model as shown in Fig. 2, and the difference appears if the observer located at RSB.

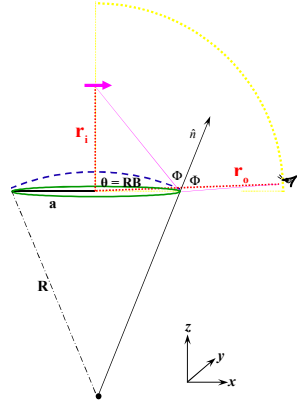


Figure 2 Convex scatterer from partial sphere.

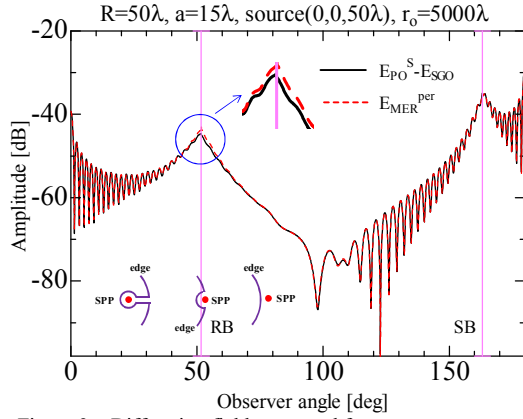


Figure 3 Diffraction field generated from convex scatterer.

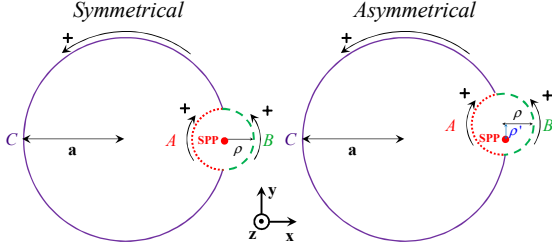


Figure 4 Top view from Fig.2 (a), (b).

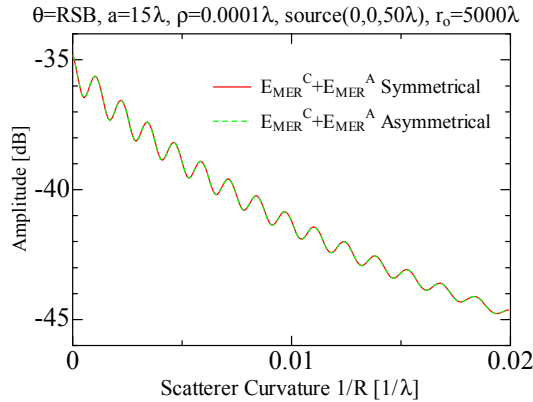


Figure 5 Diffracted field generated from convex scattered at RB.

### B. Comparison between MER and PO in scattered field at RSB along different paths

The reflection point (RP) is the singularity for MER, the integral path along the periphery should bypass the RP if it is

located on the edge. The amplitudes of diffracted field observed on RSB given by PO and MER along A respectively for various surface curvature are drawn in Fig. 5 from the top view of the scatterer shown in Fig 4 (a) and (b). The fields given by different integral paths are compared, both symmetrical and asymmetrical to SPP. The errors of MER should be compensated in the future.  $E_{MER}^A$  is almost identical with SGO/2 as shown in Fig. 6, which is much bigger than  $E_{MER}^C$  and is dominant in the diffraction. It is confirmed that the field given by symmetrical and excluding the SPP integral path calculated by MER contributes more agreeable field to PO. With the increasing of the surface curvature, the error between MER and PO is arising.

$\theta$ =exact RB,  $a=15\lambda$ ,  $\rho=0.0001\lambda$ ,  $\rho'=\rho/2$ , source(0,0,50λ),  $r_o=5000\lambda$

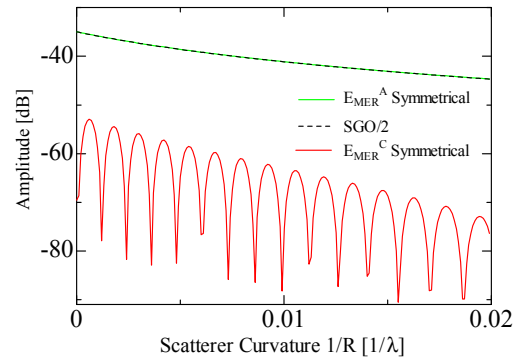


Figure 6 Various components generated from convex scattered at RB.

## IV. CONCLUSION

The diffraction components calculated by PO and MER have been compared. It is investigated that the integral path along the periphery which gives the fields by MER should bypass the RP if it is located on the edge.

## ACKNOWLEDGMENT

This work was conducted in part as the Research and Development for Expansion of Radio Wave Resources, the Ministry of Internal Affairs and Communications.

## REFERENCES

- [1] T. Gokan, M. Ando and T. Kinoshita, "A new definition of equivalent edge currents in a diffraction analysis," IEICE Technical Report, AP89-64, Dec. 1989.
- [2] Michaeli A., "Equivalent edge currents for arbitrary aspects of observation", IEEE Trans. Antennas Propag., 32, 252-258, 1984.
- [3] Johansen P. M. and O. Breinbjerg, "An exact line integral representation of the physical optics scattered field: The case of a perfectly conducting polyhedral structure illuminated by electric Herizian dipoles", IEEE Trans. Antennas Propag., 43(7), 689-696, 1995.
- [4] Silver S., *Microwave Antenna Theory and Design*, McGraw- Hill, New York, 1949.
- [5] T. Murasaki and M. Ando, "Equivalent edge currents by the modified edge representation: physical optics components," IEICE Trans. Electron, vol.E75-C, No.5, pp.617-626, May, 1992.
- [6] Pengfei Lu, Makoto Ando, "Difference of Scattering Geometrical Optics Components and Line Integrals of Currents in Modified Edge Representation", AGU Journals, Radio Sci., doi:10.1029/2011RS004899, 2012.