

A Frequency Reconfigurable Planar Inverted-F Antenna for Wireless Applications

Zheng Xiang¹, Hai-jing Zhou², Ju Feng¹, Cheng Liao¹

1. Institute of Electromagnetics, Southwest Jiaotong University, Chengdu 610031, China;

2. Institute of Applied Physics and Computational Mathematics, Beijing 100088, China;

Abstract—A compact frequency reconfigurable Planar Inverted-F Antenna (PIFA) is presented in this paper. This antenna is suitable for wireless applications. It allows three frequency reconfigurable modes via two switches, which cover five communication bands. The three modes are ISM-LTE, GSM-PCS, and DCS, respectively. The overall area of this antenna is $17 \times 23 \text{mm}^2$. The simulation results of this antenna show good performances in each modes.

I. INTRODUCTION

Nowadays, a growing number of wireless communications equipments appear in people's lives. The widely use in many field makes the miniaturization and multi-band become the mainstream trend of antenna design [1], but it is a huge challenge to design antennas to meet the requirements with a single antenna. As an effective solution, reconfigurable technology is gradually considered by scholars in the whole world. The reconfigurable antenna can work under different electromagnetic environments by changing some parameters of the antenna. At present, reconfigurable technology can be classified into the following three forms. The first form is frequency reconfigurable technology, which can make the antenna work in different frequency. The second form is pattern reconfigurable technology, it means the radiation pattern changes while the frequency band remains the same. The last form is polarization reconfigurable technology [2], which means the polarization could be transformed from right hand (RHCP) to left hand (LHCP) circular. Many methods have been used to realize reconfigurable antenna. PIN switches have been reported in some papers [3]. A reconfigurable method can be used in antenna design by switching different feeding locations [4]. Multi-band antenna can be designed with varactor diodes [5]. Ideal model switches for reconfigurable antennas are in [6].

In this paper, the frequency reconfigurable is considered. Five bands including GSM(0.893 GHz -0.931 GHz), DCS(1.73 GHz -1.88 GHz), PCS(1.86 GHz -1.98 GHz), ISM(2.41 GHz -2.48 GHz) and LTE(2.5 GHz -2.67 GHz) can be generated by using the antenna proposed in the paper. These bands can be shifted by changing the two ideal model switches.

II. ANTENNA DESIGN

A. PIFA Antenna

Planar Inverted-F Antenna (PIFA) is a kind of commonly planar antennas, it is widely used in wireless communication equipment because of its advantages, such as small volume, easy processing and omni-directional radiation [7].

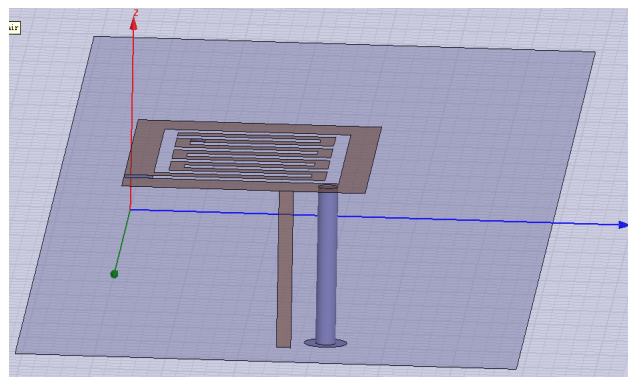
The traditional Inverted-F antenna [7] consists of the radiation patch located above a ground plane, a short circuit and a feeding. For rectangular patch planar Inverted-F antenna, the approximate resonant frequency can be written as

$$f_c = \frac{c}{4 \times (a + b)} \quad (1)$$

Where c is the speed of light in a vacuum, a is the length of the rectangular patch, b is the width of rectangular patch. Equation (1) shows that the resonance frequency depends on the radiation piece. The size of the ground plate will affect the performance of low frequency. Usually, the length of the ground plate is 80~120 mm for the band of GSM.

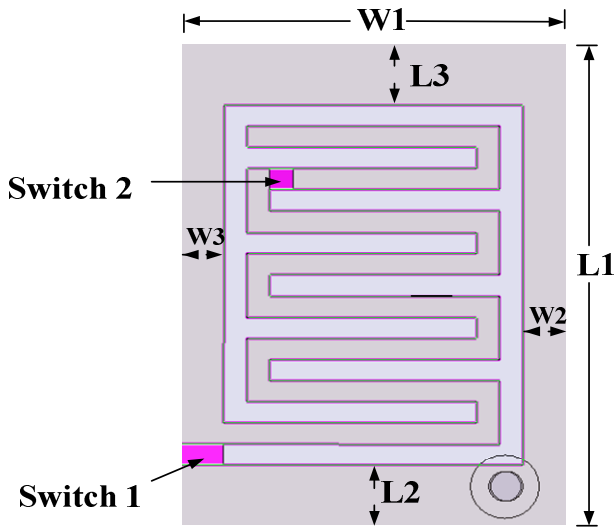
B. Reconfigurable Antenna Structure

Antenna structure is shown in Figure. 1, the antenna applied the meander structure embedded in the patch of the traditional PIFA [8]. The PIFA is shorted to the ground by a 1 mm wide metal strip and fed by a 50Ω coaxial cable. The ground dimension is $120 \times 35 \text{mm}^2$. The distance from the ground to the patch is 10 mm. The switch 1 and switch 2 are two ideal model switches. The dimension of the patch is $17 \times 23 \text{mm}^2$. Compared with the size of other applications on the frequency of GSM, the antenna in this paper is smaller. The dimensions of the patch are listed in Table 1.



(a) 3D view

* Project supported by the Fundamental Research Funds for The Central Universities (Grant No.SWJTU12ZT08) and the Research Fund of Key Laboratory of HPM Technology (Grant No.2012-LHWJJ.006).



(b) Top view

Figure 1. Structure of the PIFA antenna. (a) 3D view (b) Top view

Table 1. Dimensions of the PIFA antenna.

Parameter name	Parameter value(mm)
L1	23
L2	3
L3	3
W1	17
W2	2
W3	2

III. RESULT AND DISCUSSION

The three switch conditions corresponding to the frequency are presented in Table 2. The design of slots prompts the antenna to generate five bands. The reflection coefficients ($S_{11} < -6$ dB) [9] of the PIFA antenna through the switches under the condition of different states are presented in figure 2.

Table 2. Desired Matching for the different Switch Configurations.

Mode	Switch configuration	Frequency band
1	off-on	ISM(2.41-2.48GHz)、LTE(2.5-2.67GHz)
2	off-off	GSM(0.893-0.931GHz)、PCS(1.86-1.98GHz)
3	on-on	DCS(1.73-1.88GHz)

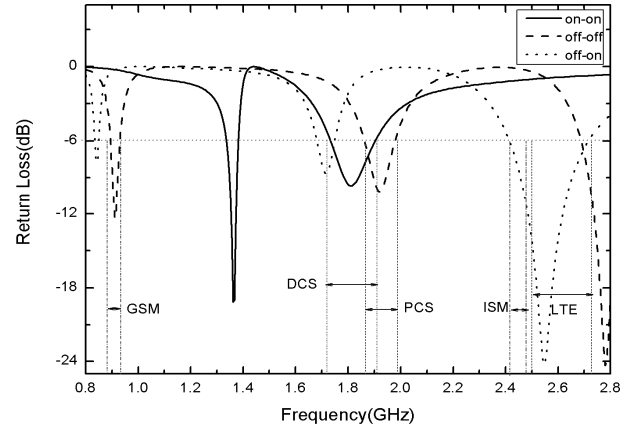
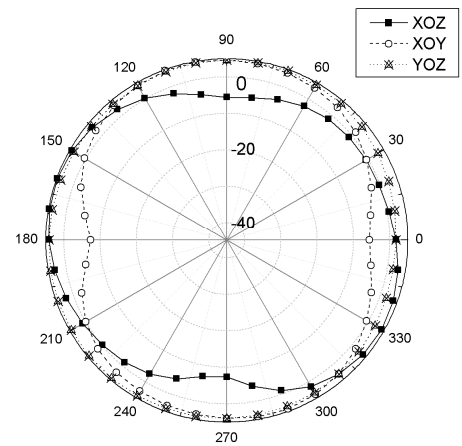
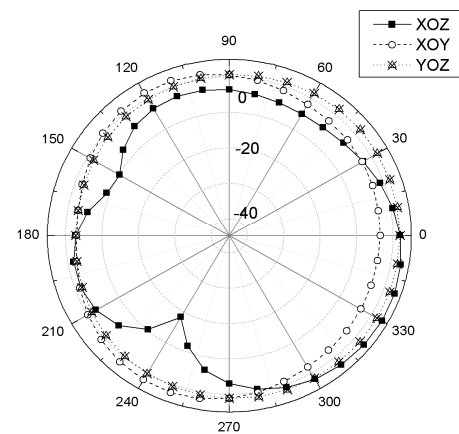


Figure 2. Simulated return loss for three different switch configurations.

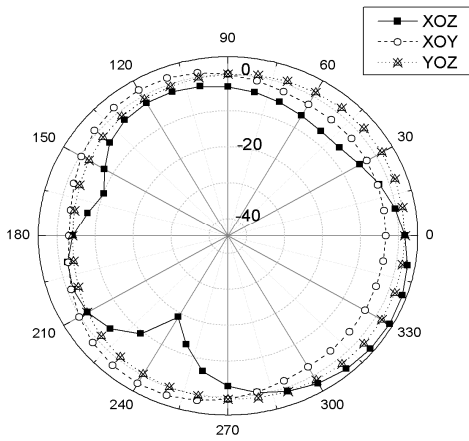


(a) GSM 0.9GHz

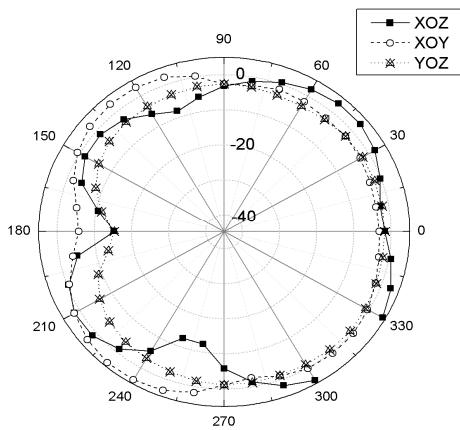


(b) DCS 1.7GHz

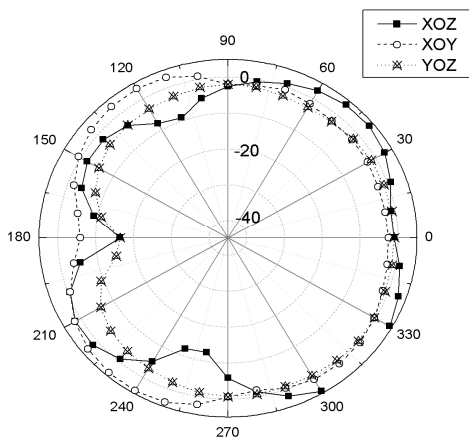
The radiation patterns for the five bands are shown in figure. 3 (a)-(e).



(c) PCS 1.8GHz

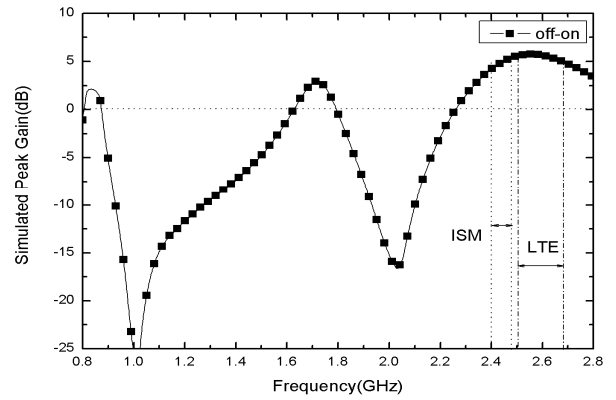


(d) ISM 2.4GHz

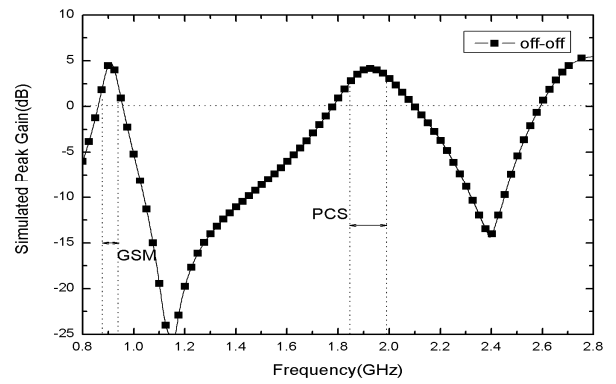


(e) LTE 2.5GHz

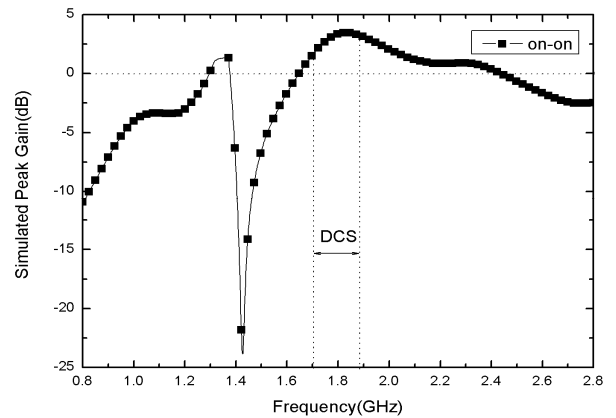
Figure 3. Radiation pattern for five bands (a) GSM (b) DCS (c) PCS (d) ISM (e) LTE



(a) Simulated peak gain for ISM/LTE.



(b) Simulated peak gain for GSM/PCS.



(c) Simulated peak gain for DCS

Figure 4. Peak Gain for three reconfigurations. (a) off-on (b) off-off (c) on-on

The Figure.4(a)-(c) shows the peak gains for the GSM, DCS, PCS, ISM and LTE are 4.76dBi, 3.4dBi, 4.14dBi, 5.1dBi and 5.46dBi.

IV. CONCLUSION

A compact frequency reconfigurable PIFA Antenna with three communication frequency reconfigurable modes is presented. The modes covering GSM, DCS, PCS, ISM and LTE can be controlled by two ideal switches. The simulation results that the return loss and radiation properties show that the antenna is in good performance in the five bands.

ACKNOWLEDGMENT

This work is supported by the Fundamental Research Funds for The Central Universities (Grant No.SWJTU12ZT08) and the Research Fund of Key Laboratory of HPM Technology (Grant No.2012-LHWJJ.006).

REFERENCES

- [1] Pertti Vainikainen, "More than 20 Antenna Elements in Future Mobile Phones, Threat or Opportunity?", *EUCAP 2009, Berlin*, March 23-27, 2009
- [2] Hirazawa K., Haneishi M, "Analysis, design and measurement of small and low profile antennas," *ARTECH HOUSE ONC*, 1992.
- [3] Trong Duc Nguyen; Duroc, Y.; Van Yem Vu; Tan Ohu Vuong." Novel Reconfigurable 8 - Shape PIFA Antenna Using PIN Diode" *Advanced Technologies for Communications (ATC), 2011 International Conference on Digital Object Identifier* :10.1109/ATC.2011.6027483 Publication Year: 2011, Page(s): 272-275
- [4] Yue Li; Zhijun Zhang; Wenhua Chen; Zhenghe Feng; Iskander,M.F.;An-Ping Zhao "Feeding reconfigurable PIFA for GSM/PCS/DCS applications" *Antennas and Propagation Society International Symposium*, 2009.APSURSI,09.IEEE.
- [5] AbuTarboush,H.G.; Nilavalan,R.;Peter,T. "PIFA based reconfigurable multiband antenna for wireless applications". *Electromagnetics in Advanced Applications (ICEAA), 2010 International Conference on Digital Object Identifier*:10.1109/ICEAA.2010.5653641 Publication Year: 2010, Page(s); 232-235.
- [6] Wang Liping; Liao Cheng; Chang Lei; Gao Qinming. "A Radiation Pattern Reconfigurable Planar Folded Dipole microstrip Antenna Designed for the Same Frequency". *National Microwave Millimeter Wave Conference*, 2011.
- [7] LI Xin-yuan, Fu Jia-hui, Zhang Kuang, Hua Jun and Wu Qun, "A Compact Wideband Planar Inverted-F Antenna (PIFA) Load with Metamaterial," *2011 Cross Strait Quad-Regional Radio Science and Wireless Technology Conferece*, pp. 549-551, July 2011.
- [8] Hattan F. AbuTarboush, R. Nilavalan, H. S. Al-Raweshidy and D. Budimir, "Design of planar inverted-F antennas (PIFA) for multiband wireless applications," *International Conference on Electromagnetics in Advanced Applications*, 2009. ICEAA '09, pp . 78-81, 2009.
- [9] Lee,J.H.; Sung,Y. "A reconfigurable PIFA using a pin-diode for LTE/GSM850/GSM900/DCS/PCS/UMTS" *Antennas and Propagation Society International Symposium (APSURSI)*, 2012 IEEE.10.1109/APS.2012.6348487.